



**DESIGN & CONSTRUCTION GROUP
THE GOVERNOR NELSON A. ROCKEFELLER
EMPIRE STATE PLAZA
ALBANY, NY 12242**

ADDENDUM NO. 3 TO PROJECT NO. 47457

**CONSTRUCTION AND ELECTRICAL WORK
PROVIDE PEDESTRIAN WALKWAY & PAVEMENT RESTORATION
STATE ARMORY
27 MASTEN AVE
BUFFALO, NY**

May 10, 2024

NOTE: This Addendum forms a part of the Contract Documents. Insert it in the Project Manual. Acknowledge receipt of this Addendum in the space provided on the Bid Form.

CONSTRUCTION WORK DRAWINGS

1. Revised Drawings:
 - a. Drawing No. C-121, C-141, and C-503, noted “ADDENDUM REVISION 5/1/2024” accompanies this Addendum and supersedes the same numbered originally issued drawing.

ELECTRICAL WORK DRAWINGS

2. Revised Drawings:
 - a. Drawing No. E-130, “ADDENDUM REVISION 5/1/2024” accompanies this Addendum and supersedes the same numbered originally issued drawing.

END OF ADDENDUM

Brady M. Sherlock, P.E.
Director, Division of Design
Design & Construction

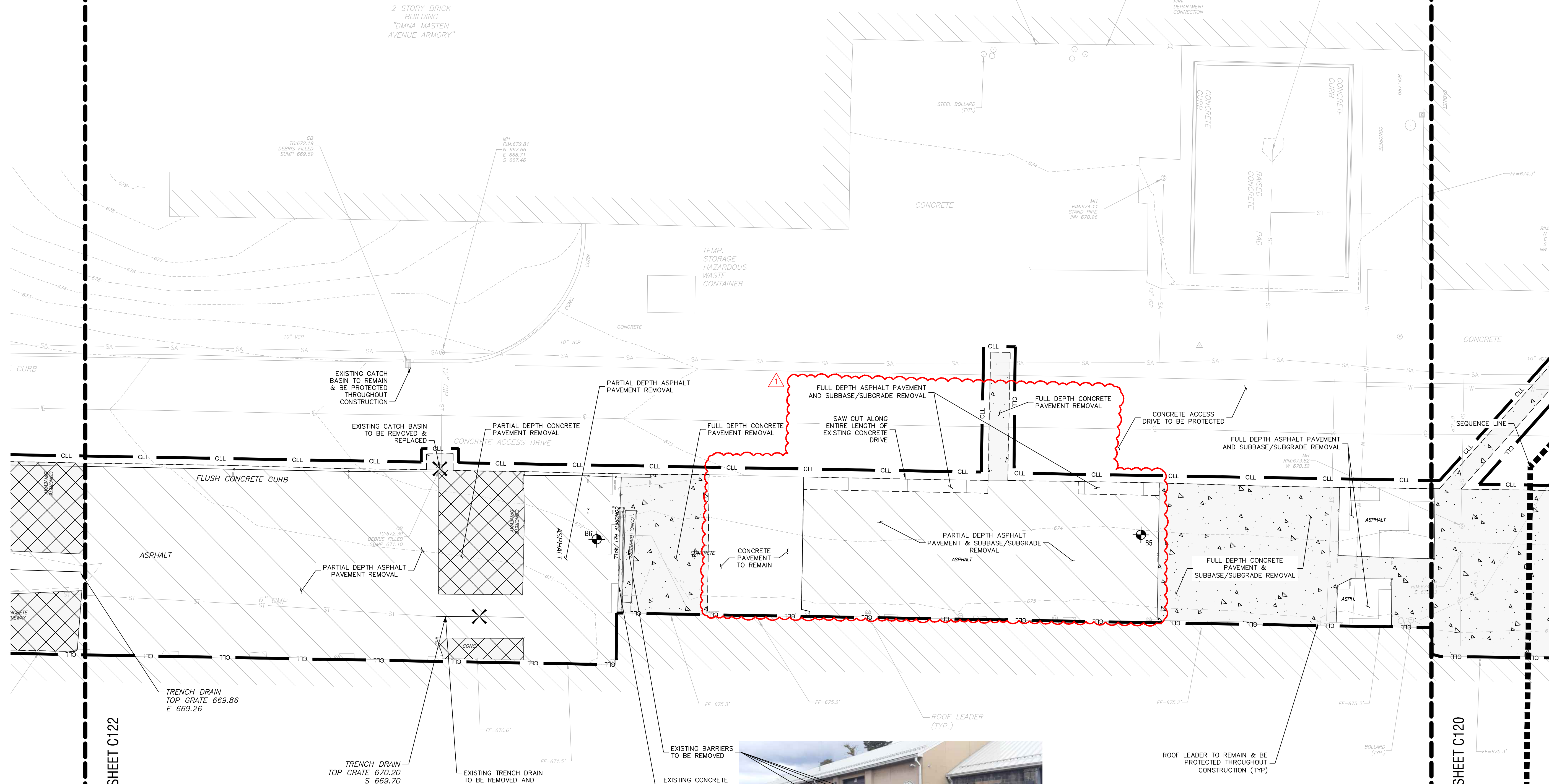
MATCHLINE: SEE SHEET C122

MATCHLINE: SEE SHEET C122

BORING RESULTS:

BORING	DEPTH	MATERIAL
B-5	0'-4"	ASPHALT
	4'-11"	POORLY GRADED GRAVEL (GP)
	11'-78"	POORLY GRADED SAND (SP)
B-6	0'-2"	ASPHALT
	2'-18"	POORLY GRADED GRAVEL (GP) AND POORLY GRADED SAND (SP)
	18'-78"	SILT (ML)

BORINGS WERE PERFORMED BY LABELLA ASSOCIATES ON 04/27/23.



SEQUENCING NOTES:

- COORDINATE SEQUENCING OF WORK IN FRONT OF FMS VEHICLE WORK BAYS WITH THE DIRECTOR'S REPRESENTATIVE. REFER TO SHEET C-130 FOR SEQUENCING LINE LIMITATIONS. WORK SHALL BE COMPLETED NORTH OF THE SEQUENCING LINE PRIOR TO COMMENCING WORK SOUTH OF THE SEQUENCING LINE UNLESS OTHERWISE APPROVED BY DIRECTOR'S REPRESENTATIVE. ACCESS TO SOME FMS VEHICLE WORK BAYS MUST BE MAINTAINED DURING CONSTRUCTION.
- FOR UTILITY TRENCHING WITHIN CONCRETE ACCESS ROAD, PROVIDE MEASURES TO ENSURE SINGLE LANE ACCESS AT ALL TIMES.
- MAINTAIN SECURED PERIMETER AT ALL TIMES BY INSTALLING A TEMPORARY FENCE DURING ELECTRIC VEHICLE SLIDE GATE REMOVAL AND RELOCATION. THE MAXIMUM DURATION FOR CLOSURE OF THE BEST STREET ENTRANCE SHALL BE 15 BUSINESS DAYS.



NOTE:

1. PHOTOGRAPHS PROVIDED IN THE CONTRACT DOCUMENTS ARE FOR REFERENCE PURPOSES ONLY. THESE PHOTOS REPRESENT THE CONDITIONS THAT WERE PRESENT AT THE FACILITY AT THE TIME THEY WERE TAKEN AND MAY NOT ACCURATELY REPRESENT CURRENT CONDITIONS.

1 SITE REMOVALS PLAN - FMS APRONS
C-121 SCALE 1" = 10'



CONSULTANT



UNIFORM CODE STATEMENT:

TO THE BEST OF THE REGISTERED DESIGN PROFESSIONAL'S KNOWLEDGE, BELIEF AND PROFESSIONAL JUDGEMENT, THESE PLANS AND SPECIFICATIONS ARE IN COMPLIANCE WITH THE 2020 UNIFORM CODE.

ENERGY CODE COMPLIANCE WRITTEN STATEMENT:

TO THE BEST OF THE REGISTERED DESIGN PROFESSIONAL'S KNOWLEDGE, BELIEF AND PROFESSIONAL JUDGEMENT, THESE PLANS AND SPECIFICATIONS ARE IN COMPLIANCE WITH THE 2020 ENERGY CODE.

WARNING:

THE ALTERATION OF THIS MATERIAL IN ANY WAY, UNLESS DONE UNDER THE DIRECTION OF A COMPARABLE PROFESSIONAL, I.E. ARCHITECT FOR AN ARCHITECT, ENGINEER FOR AN ENGINEER OR LANDSCAPE ARCHITECT FOR A LANDSCAPE ARCHITECT, IS A VIOLATION OF THE NEW YORK STATE EDUCATION LAW AND/OR REGULATIONS AND IS A CLASS 'A' MISDEMEANOR.



CERTIFICATE OF AUTHORIZATION NUMBER: PROFESSIONAL ENGINEERING 015001 LAND SURVEYING: 017976 GEOLOGICAL: 018750

CONSTRUCTION

TITLE: PROVIDE PEDESTRIAN WALKWAY AND PAVEMENT RESTORATION

LOCATION: DMNA MASTEN AVENUE ARMORY
27 MASTEN AVENUE
BUFFALO, NY

CLIENT: NEW YORK STATE DIVISION
OF MILITARY AND NAVAL AFFAIRS

MARK	DATE	DESCRIPTION
▲	05/01/2024	ADDENDUM REVISION
	12/06/2023	BID DOCUMENTS

PROJECT NUMBER:	47457 - C
DESIGNED BY:	KJW
DRAWN BY:	AJR
FIELD CHECK:	
APPROVED:	

SHEET TITLE: SITE REMOVALS PLAN

DRAWING NUMBER: C-121

May 09, 2024 - 2:54pm
G:\PN\23\NY5003\2223044 - SE283 Term Contract\2223044.01 - Provide Pedestrian Walkway Restoration\06_Drawings\Civil\47457_C-120-122_Site Removals Plans.dwg
36x24 PLOT SHEET

CONSULTANT



UNIFORM CODE STATEMENT:

TO THE BEST OF THE REGISTERED DESIGN PROFESSIONAL'S KNOWLEDGE, BELIEF AND PROFESSIONAL JUDGEMENT, THESE PLANS AND SPECIFICATIONS ARE IN COMPLIANCE WITH THE 2020 UNIFORM CODE.

ENERGY CODE COMPLIANCE WRITTEN STATEMENT:

TO THE BEST OF THE REGISTERED DESIGN PROFESSIONAL'S KNOWLEDGE, BELIEF AND PROFESSIONAL JUDGEMENT, THESE PLANS AND SPECIFICATIONS ARE IN COMPLIANCE WITH THE 2020 ENERGY CODE.

WARNING:

THE ALTERATION OF THIS MATERIAL IN ANY WAY, UNLESS DONE UNDER THE DIRECTION OF A COMPARABLE PROFESSIONAL, I.E. ARCHITECT FOR AN ARCHITECT, ENGINEER FOR AN ENGINEER OR LANDSCAPE ARCHITECT FOR A LANDSCAPE ARCHITECT, IS A VIOLATION OF THE NEW YORK STATE EDUCATION LAW AND/OR REGULATIONS AND IS A CLASS 'A' MISDEMEANOR.



CERTIFICATE OF AUTHORIZATION NUMBER:
PROFESSIONAL ENGINEERING: P15001
LAND SURVEYING: 017976
GEOLOGICAL: 019750

CONTRACT: CONSTRUCTION

TITLE: PROVIDE PEDESTRIAN WALKWAY AND PAVEMENT RESTORATION

LOCATION: DMNA MASTEN AVENUE ARMORY
27 MASTEN AVENUE
BUFFALO, NY

CLIENT: NEW YORK STATE DIVISION
OF MILITARY AND NAVAL AFFAIRS

MARK	DATE	DESCRIPTION
▲	05/01/2024	ADDENDUM REVISION
	12/06/2023	BID DOCUMENTS

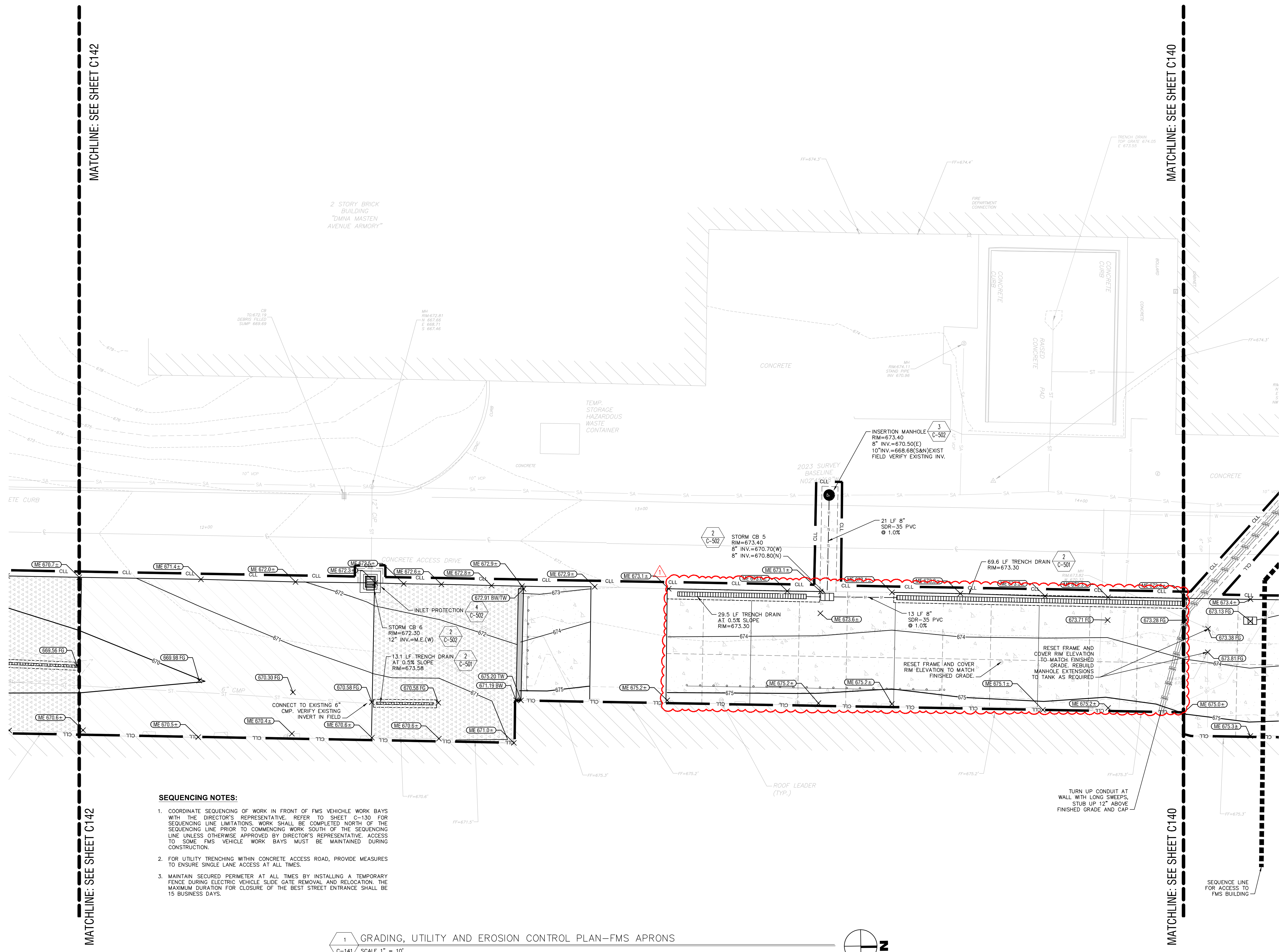
PROJECT NUMBER: **47457 - C**

DESIGNED BY: K/JW
DRAWN BY: A/JR
FIELD CHECK:
APPROVED:

SHEET TITLE:
GRADING, UTILITY AND EROSION CONTROL PLAN

DRAWING NUMBER:
C-141

SHEET 12 OF 21



- SEQUENCING NOTES:**
- COORDINATE SEQUENCING OF WORK IN FRONT OF FMS VEHICLE WORK BAYS WITH THE DIRECTOR'S REPRESENTATIVE. REFER TO SHEET C-130 FOR SEQUENCING LINE LIMITATIONS. WORK SHALL BE COMPLETED NORTH OF THE SEQUENCING LINE PRIOR TO COMMENCING WORK SOUTH OF THE SEQUENCING LINE UNLESS OTHERWISE APPROVED BY DIRECTOR'S REPRESENTATIVE. ACCESS TO SOME FMS VEHICLE WORK BAYS MUST BE MAINTAINED DURING CONSTRUCTION.
 - FOR UTILITY TRENCHING WITHIN CONCRETE ACCESS ROAD, PROVIDE MEASURES TO ENSURE SINGLE LANE ACCESS AT ALL TIMES.
 - MAINTAIN SECURED PERIMETER AT ALL TIMES BY INSTALLING A TEMPORARY FENCE DURING ELECTRIC VEHICLE SLIDE GATE REMOVAL AND RELOCATION. THE MAXIMUM DURATION FOR CLOSURE OF THE BEST STREET ENTRANCE SHALL BE 15 BUSINESS DAYS.

1 GRADING, UTILITY AND EROSION CONTROL PLAN-FMS APRONS
C-141 SCALE 1" = 10'


May 09, 2024 - 2:55pm
 G:\PN\23\NY5005\2223044 - SE283 Term Contract\2223044.01 - Provide Pedestrian Walkway Restoration\06_Drawings\Civil\47457_C-140-142_Site Utility Plans.dwg
 36x24 PLOT SHEET



UNIFORM CODE STATEMENT:
TO THE BEST OF THE REGISTERED DESIGN PROFESSIONAL'S KNOWLEDGE, BELIEF AND PROFESSIONAL JUDGEMENT, THESE PLANS AND SPECIFICATIONS ARE IN COMPLIANCE WITH THE 2020 UNIFORM CODE.

ENERGY CODE COMPLIANCE WRITTEN STATEMENT:
TO THE BEST OF THE REGISTERED DESIGN PROFESSIONAL'S KNOWLEDGE, BELIEF AND PROFESSIONAL JUDGEMENT, THESE PLANS AND SPECIFICATIONS ARE IN COMPLIANCE WITH THE 2020 ENERGY CODE.

WARNING:
THE ALTERATION OF THIS MATERIAL IN ANY WAY, UNLESS DONE UNDER THE DIRECTION OF A COMPARABLE PROFESSIONAL, I.E. ARCHITECT FOR AN ARCHITECT, ENGINEER FOR AN ENGINEER OR LANDSCAPE ARCHITECT FOR A LANDSCAPE ARCHITECT, IS A VIOLATION OF THE NEW YORK STATE EDUCATION LAW AND/OR REGULATIONS AND IS A CLASS 'A' MISDEMEANOR.



CONTRACT:
CONSTRUCTION

TITLE:
PROVIDE PEDESTRIAN WALKWAY AND PAVEMENT RESTORATION

LOCATION:
DMNA MASTEN AVENUE ARMORY
27 MASTEN AVENUE
BUFFALO, NY

CLIENT:
NEW YORK STATE DIVISION
OF MILITARY AND NAVAL AFFAIRS

MARK	DATE	DESCRIPTION
2	05/01/2024	ADDENDUM REVISION
1	04/03/2024	ADDENDUM REVISION
	12/06/2023	BID DOCUMENTS

PROJECT NUMBER: 47457 - C

DESIGNED BY: KJW

DRAWN BY: AJR

FIELD CHECK:

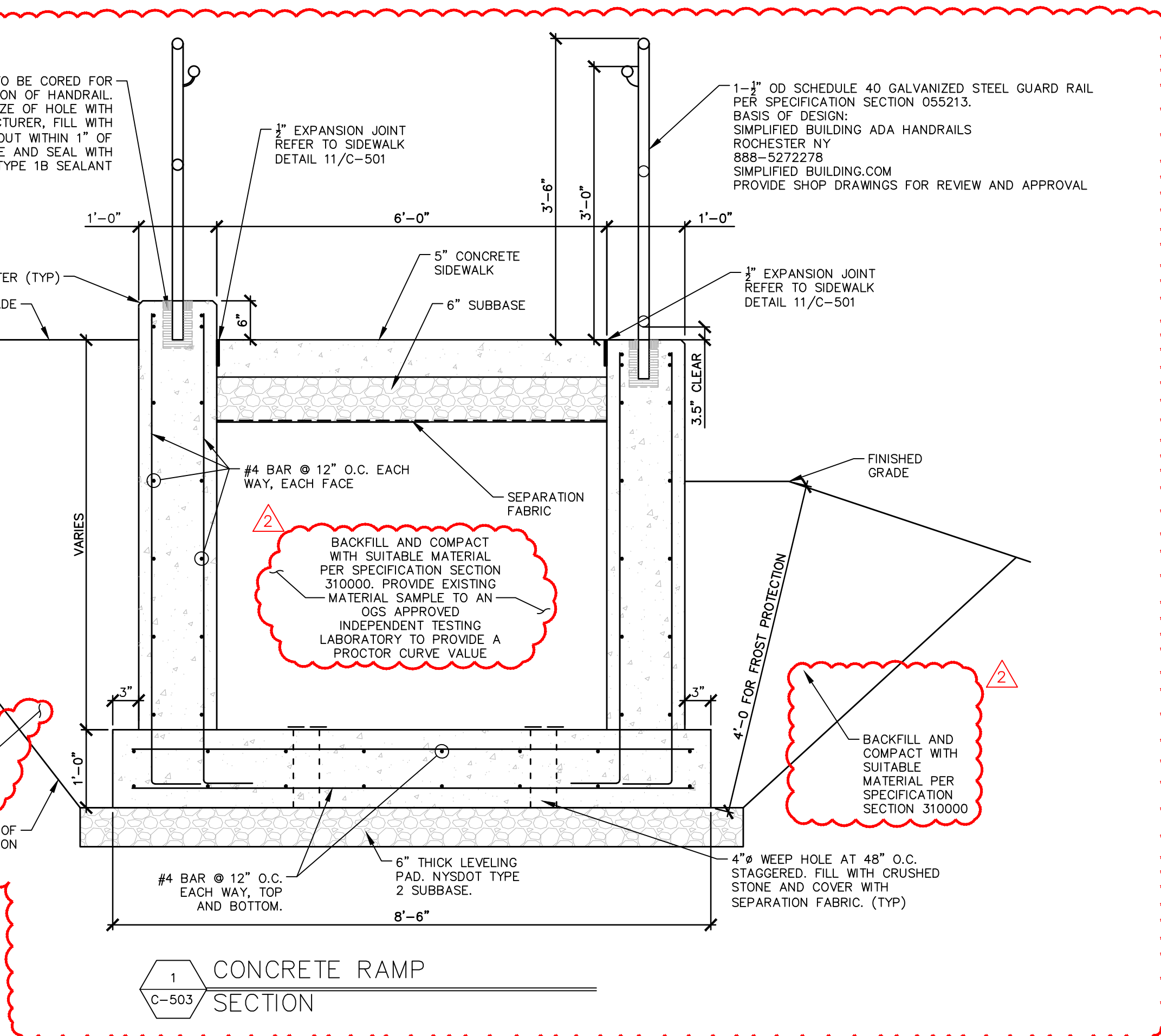
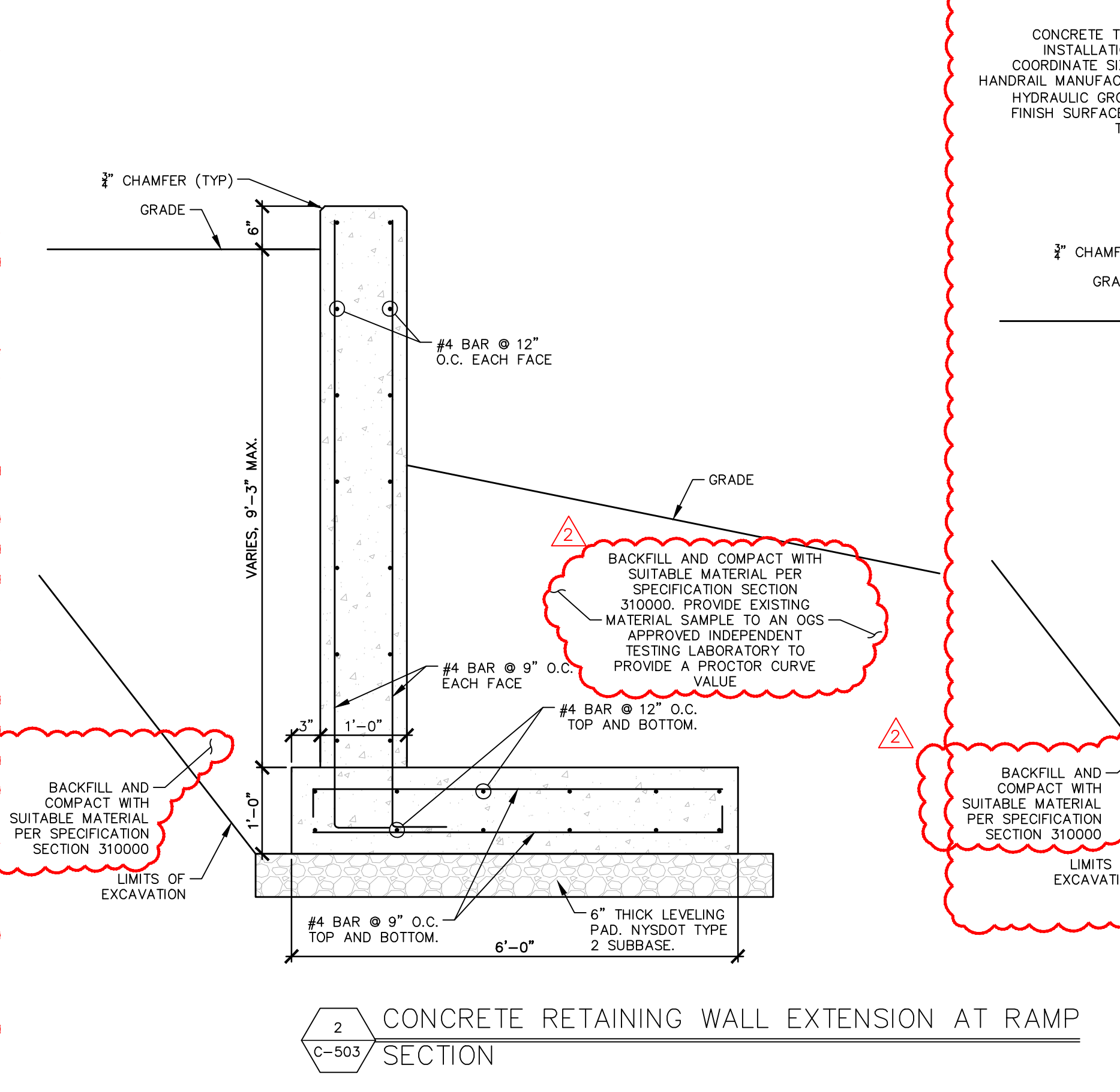
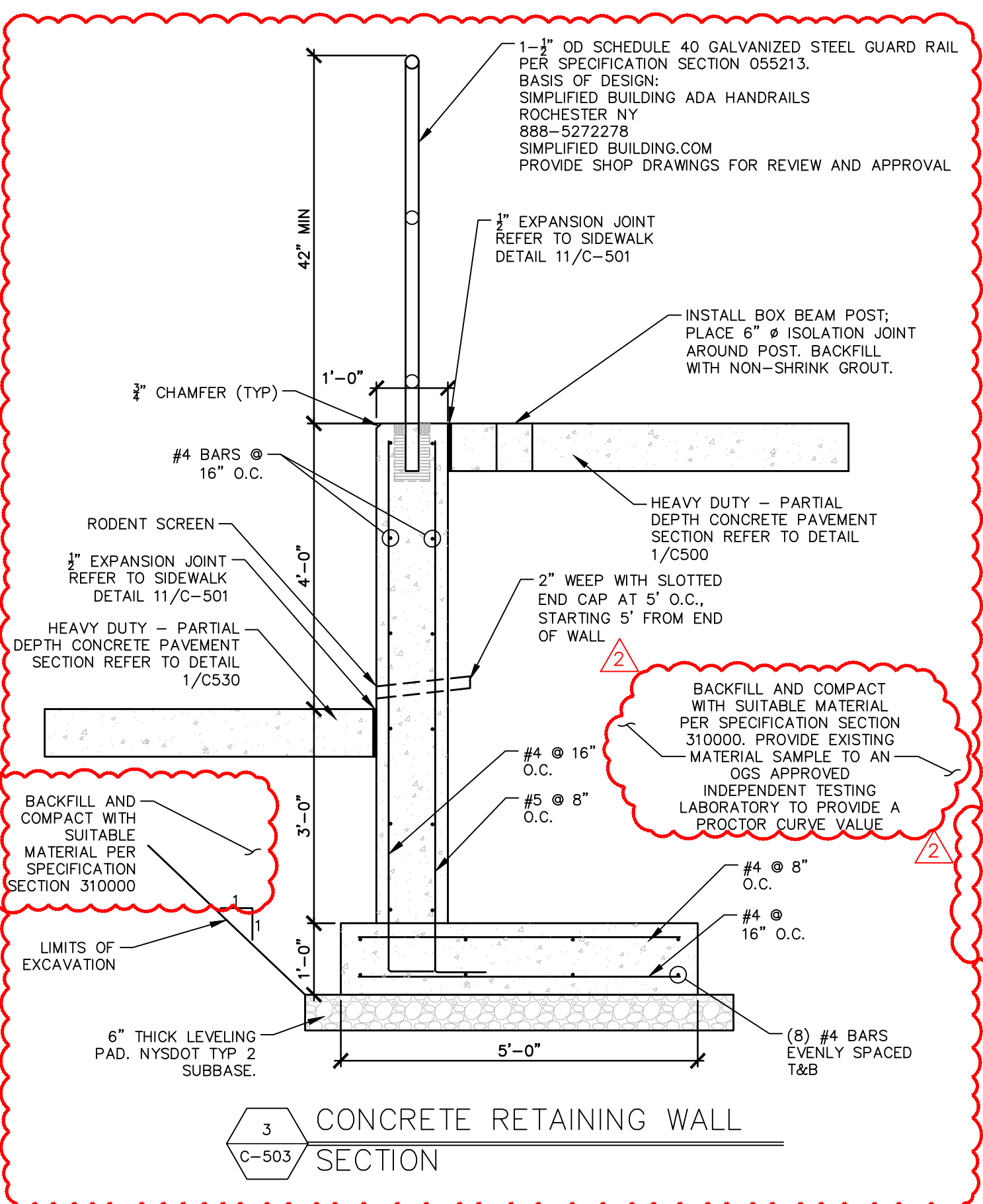
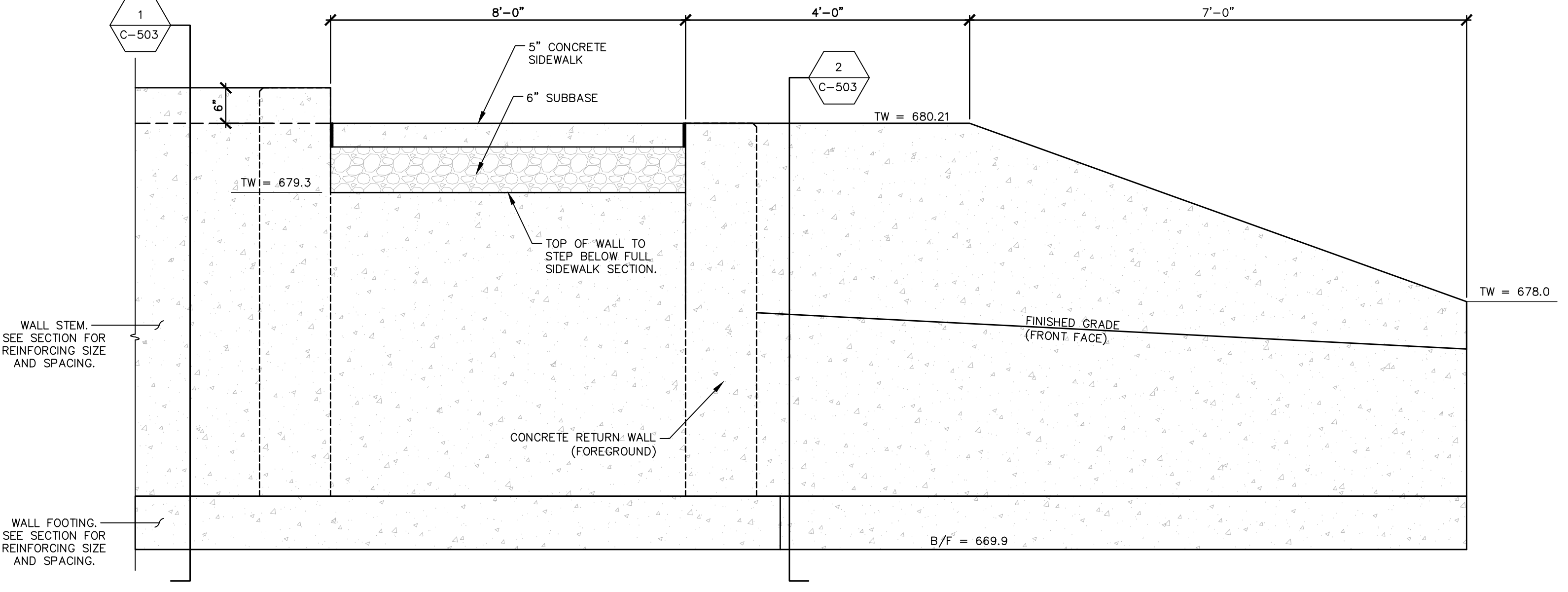
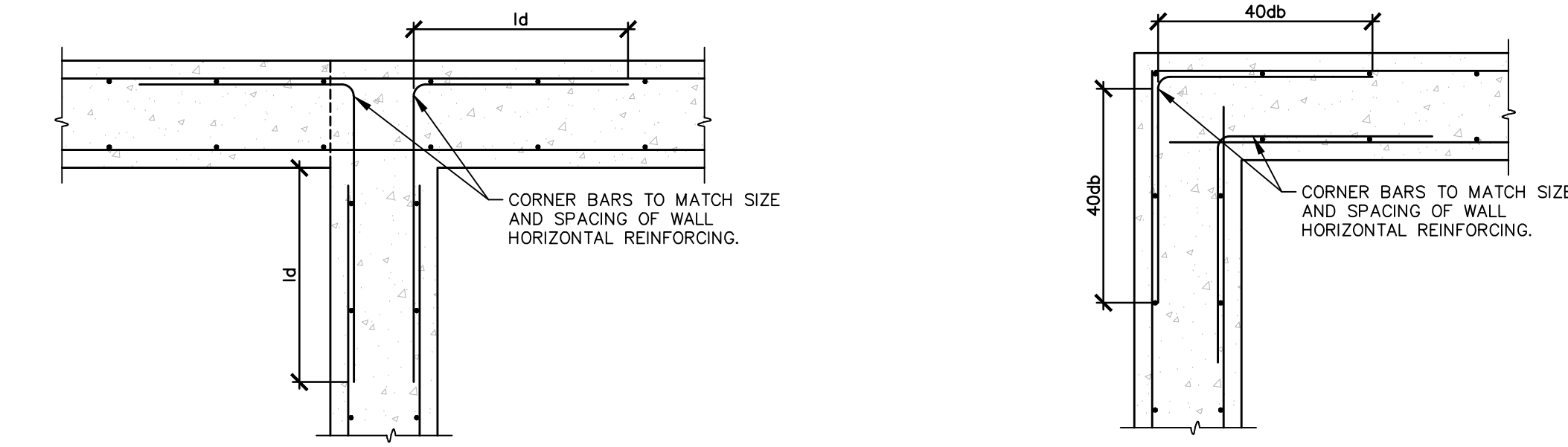
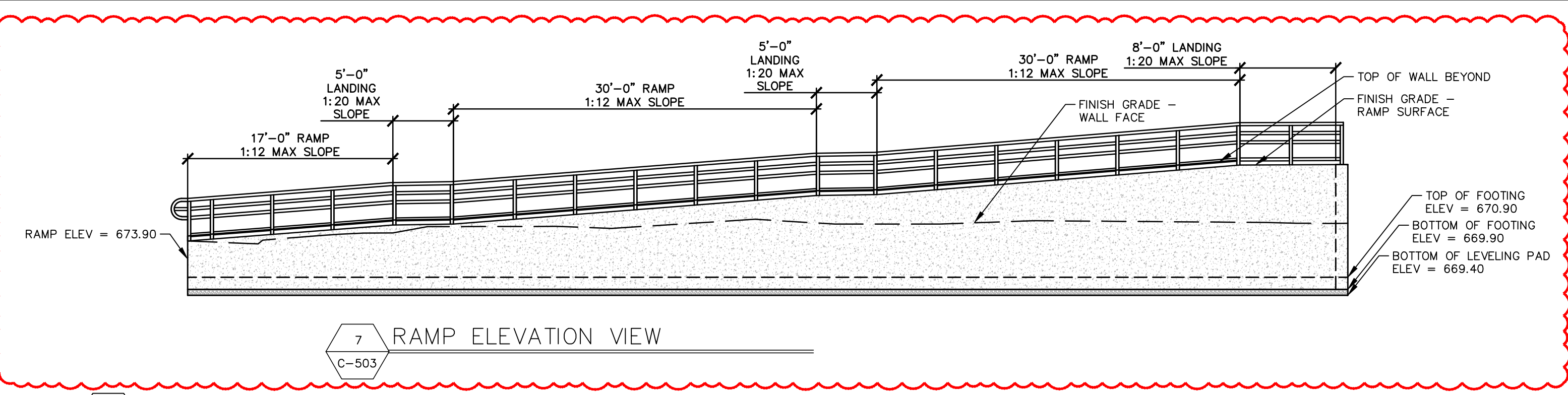
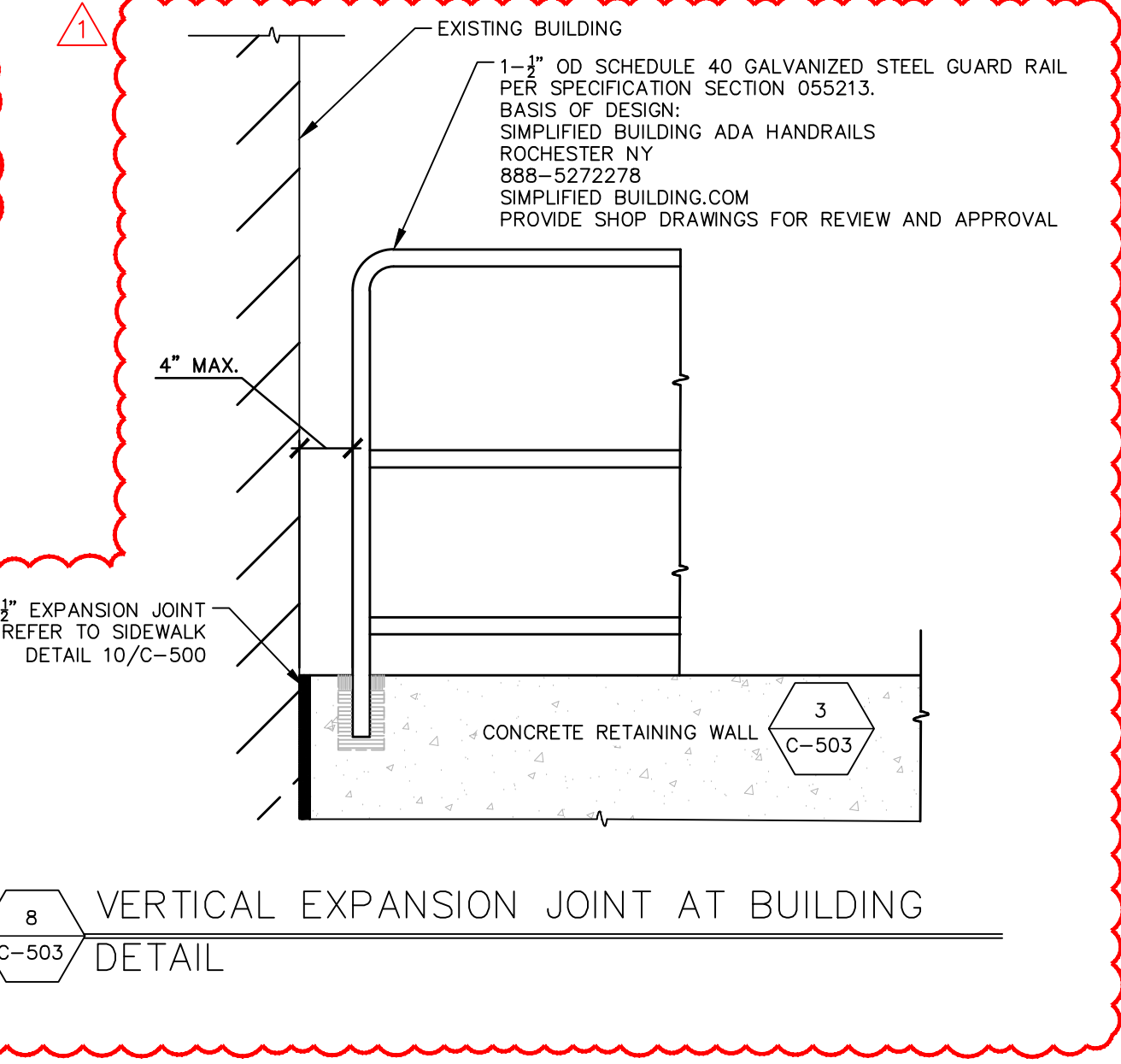
APPROVED:

SHEET TITLE: SITE DETAILS

DRAWING NUMBER: C-503

SHEET 17 OF 21

NOTE:
1. ALL CONCRETE SHALL BE AT A MINIMUM COMPRESSIVE STRENGTH OF 4,500PSI. CONCRETE MUST OBTAIN A COMPRESSIVE STRENGTH OF 4,500PSI BEFORE CONTINUING WORK FROM THE NORTH TO THE SOUTH OF THE DEFINED SEQUENCING LINE.



May 01, 2024 - 4:03pm
 \\projects\VP23\NYS05\2223044 - SE283 Term Contract\2223044-01 - Provide Pedestrian Walkway Restoration\06_Drawings\Civil\47457_C-500-502_Site-Details.dwg
 38x24 PLOT SHEET

UL325 ENTRAPMENT PROTECTION REQUIREMENTS:

- A MINIMUM OF TWO INDEPENDANT* MONITORED ENTRAPMENT PROTECTION DEVICES ARE REQUIRED TO BE INSTALLED AT EACH ENTRAPMENT ZONE.
 - IT IS THE RESPONSIBILITY OF THE INSTALLER TO INSTALL EXTERNAL MONITORED ENTRAPMENT PROTECTION DEVICES IN EACH ENTRAPMENT ZONE.
 - THE VEHICULAR SLIDE GATE OPERATOR WILL OPERATE ONLY AFTER INSTALLATION OF A MINIMUM OF TWO INDEPENDANT* MONITORED ENTRAPMENT PROTECTION DEVICES IN EACH DIRECTION, TWO IN THE OPEN DIRECTION AND TWO IN THE CLOSE DIRECTION.
 - ENTRAPMENT PROTECTION DEVICE TYPES INCLUDE INHERENT (BUILT INTO THE OPERATOR), MONITORED EXTERNAL PHOTOELECTRIC SENSORS AND MONITORED EXTERNAL EDGE SENSORS.
 - THE OPERATOR IS PROVIDED WITH AN INHERENT ENTRAPMENT PROTECTION DEVICE BUILT INTO THE OPERATOR THAT SERVES AS ONE OF THE TWO INDEPENDENT DEVICES.
- * INDEPENDANT - THE SAME TYPE OF DEVICE SHALL NOT BE USED FOR BOTH ENTRAPMENT PROTECTION DEVICES.

GENERAL NOTES

- PROVIDE ALL STAND/SUPPORTS FOR RELOCATED EQUIPMENT (E-CONTRACT).
- REFER TO GATE CONTROLLER'S MANUFACTURING INSTALLATION DRAWINGS AND INSTRUCTIONS FOR INSTALLATION DETAILS.
- PROVIDE INSTRUCTIONAL AND PRECAUTIONARY SIGNAGE AT AUTOMATIC SLIDE GATE (E-CONTRACT).
- THE AUTOMATIC SLIDE GATE OPERATOR SHALL BE INSTALLED AND SERVICED BY A TRAINED GATE SYSTEMS TECHNICIAN ONLY.
- THE AUTOMATIC SLIDE GATE IS FOR USE ON VEHICULAR TRAFFIC ONLY AND IS NOT INTENDED FOR PEDESTRIAN TRAFFIC.
- UPON COMPLETION OF THE AUTOMATIC SLIDING GATE INSTALLATION, TEST THE FUNCTIONALITY OF THE GATE CONTROLLER AND SAFETY DEVICES FOR CORRECT FUNCTIONALITY. MAKE CORRECTIONS TO ANY ITEMS DEEMED NOT FUNCTIONING PROPERLY AND RETEST (E-CONTRACT).

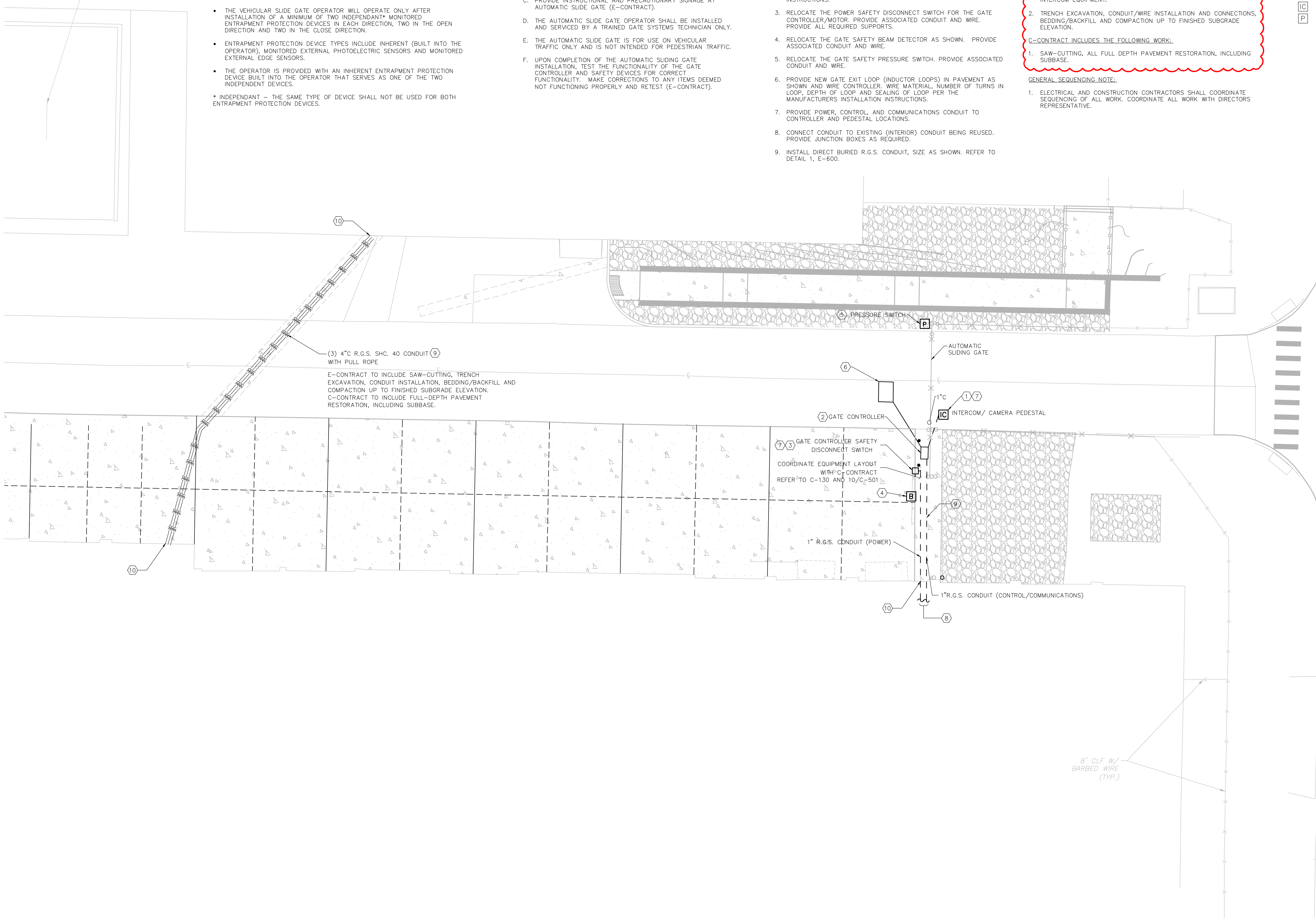
KEY NOTES

- RELOCATE PEDESTAL INTERCOM, CALL BUTTON AS SHOWN. PROVIDE ASSOCIATED CONDUIT AND WIRE.
- RELOCATE THE GATE CONTROLLER AND MOTOR AS SHOWN. PROVIDE ASSOCIATED CONDUIT AND WIRE. MOUNT GATE CONTROLLER USING (4) 3" GALVANIZED U-BOLTS. REFER TO MANUFACTURER INSTALLATION INSTRUCTIONS.
- RELOCATE THE POWER SAFETY DISCONNECT SWITCH FOR THE GATE CONTROLLER/MOTOR. PROVIDE ASSOCIATED CONDUIT AND WIRE. PROVIDE ALL REQUIRED SUPPORTS.
- RELOCATE THE GATE SAFETY BEAM DETECTOR AS SHOWN. PROVIDE ASSOCIATED CONDUIT AND WIRE.
- RELOCATE THE GATE SAFETY PRESSURE SWITCH. PROVIDE ASSOCIATED CONDUIT AND WIRE.
- PROVIDE NEW GATE EXIT LOOP (INDUCTOR LOOPS) IN PAVEMENT AS SHOWN AND WIRE CONTROLLER. WIRE MATERIAL, NUMBER OF TURNS IN LOOP, DEPTH OF LOOP AND SEALING OF LOOP PER THE MANUFACTURERS INSTALLATION INSTRUCTIONS.
- PROVIDE POWER, CONTROL, AND COMMUNICATIONS CONDUIT TO CONTROLLER AND PEDESTAL LOCATIONS.
- CONNECT CONDUIT TO EXISTING (INTERIOR) CONDUIT BEING REUSED. PROVIDE JUNCTION BOXES AS REQUIRED.
- INSTALL DIRECT BURIED R.G.S. CONDUIT, SIZE AS SHOWN. REFER TO DETAIL 1, E-600.

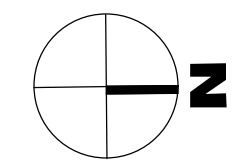
- E-CONTRACT INCLUDES THE FOLLOWING WORK:**
- RELOCATION OF ALL GATE CONTROLLER/MOTOR, SENSOR, AND INTERCOM EQUIPMENT.
 - TRENCH EXCAVATION, CONDUIT/WIRE INSTALLATION AND CONNECTIONS, BEDDING/BACKFILL AND COMPACTION UP TO FINISHED SUBGRADE ELEVATION.
- C-CONTRACT INCLUDES THE FOLLOWING WORK:**
- SAW-CUTTING, ALL FULL DEPTH PAVEMENT RESTORATION, INCLUDING SUBBASE.
- GENERAL SEQUENCING NOTE:**
- ELECTRICAL AND CONSTRUCTION CONTRACTORS SHALL COORDINATE SEQUENCING OF ALL WORK. COORDINATE ALL WORK WITH DIRECTORS REPRESENTATIVE.

LEGEND:

- BEAM DETECTOR
- DISCONNECT SWITCH
- WALL MOUNTED LUMINAIRE
- INTERCOM PEDESTAL
- PRESSURE SWITCH



1 ELECTRICAL SITE PLAN - ENTRANCE GATE
E-130 SCALE 1" = 10'



CONSULTANT



UNIFORM CODE STATEMENT:
TO THE BEST OF THE REGISTERED DESIGN PROFESSIONAL'S KNOWLEDGE, BELIEF AND PROFESSIONAL JUDGEMENT, THESE PLANS AND SPECIFICATIONS ARE IN COMPLIANCE WITH THE 2020 UNIFORM CODE.

ENERGY CODE COMPLIANCE WRITTEN STATEMENT:
TO THE BEST OF THE REGISTERED DESIGN PROFESSIONAL'S KNOWLEDGE, BELIEF AND PROFESSIONAL JUDGEMENT, THESE PLANS AND SPECIFICATIONS ARE IN COMPLIANCE WITH THE 2020 ENERGY CODE.

WARNING:
THE ALTERATION OF THIS MATERIAL IN ANY WAY, UNLESS DONE UNDER THE DIRECTION OF A COMPARABLE PROFESSIONAL, I.E. ARCHITECT FOR AN ARCHITECT, ENGINEER FOR AN ENGINEER OR LANDSCAPE ARCHITECT FOR A LANDSCAPE ARCHITECT, IS A VIOLATION OF THE NEW YORK STATE EDUCATION LAW AND/OR REGULATIONS AND IS A CLASS 'A' MISDEMEANOR.



EXPIRES 2026-9-30

CONTRACT: ELECTRICAL

TITLE: PROVIDE PEDESTRIAN WALKWAY AND PAVEMENT RESTORATION

LOCATION: DMNA MASTEN AVENUE ARMORY
27 MASTEN AVENUE
BUFFALO, NY

CLIENT: NEW YORK STATE DIVISION OF MILITARY AND NAVAL AFFAIRS

MARK	DATE	DESCRIPTION
△	05/01/2024	ADDENDUM REVISION
	12/06/2023	BID DOCUMENTS
PROJECT NUMBER: 47457 - E		
DESIGNED BY: TBZ		
DRAWN BY: BM		
FIELD CHECK:		
APPROVED:		
SHEET TITLE: ELECTRICAL SITE PLAN		
DRAWING NUMBER: E-130		
SHEET 20 OF 21		

May 01, 2024 - 4:07pm
 \\projects\VP23\NYS05\2223044 - SE283 Term Contract\2223044-01 - Provide Pedestrian Walkway Restoration\06_Drawings\Electrical\47457_E-130_Electrical Site Plan.dwg
 36x24 PLOT SHEET